



BODY FLUID SPILL KIT

Training Guide



*Sustainable cardboard cleanup tools & landfill approved absorbent
PURELL® Foodservice Surface Sanitizer is U.S. EPA Design for the Environment certified

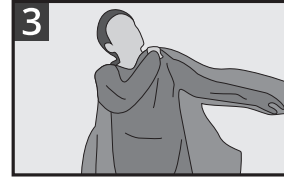
PREPARE



1 Empty all kit contents on a flat surface near spill. Place empty bag on the floor.



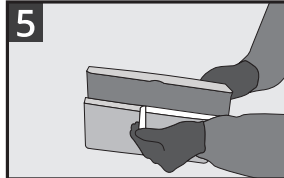
2 Place shoe covers over your shoes.



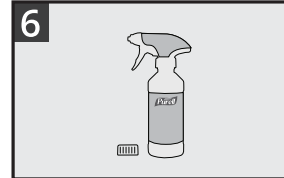
3 Put on gown using head and thumb loops.



4 Affix mask with eye shield, then hair cover. Finally, put on gloves and pull them over gown sleeves.



5 Remove white backing from adhesive strip and attach to dry floor near edge of spill.

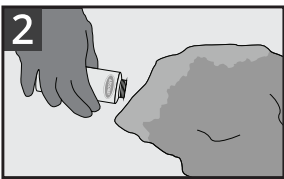


6 Remove cap and seal from PURELL® Foodservice Surface Sanitizer and attach trigger spray.

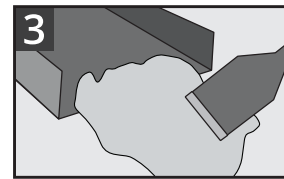
CLEAN AREA



1 Saturate spill and surrounding area with the enclosed bottle of PURELL® Foodservice Surface Sanitizer.



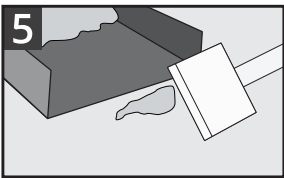
2 Wait 30 seconds. Sprinkle absorbent powder over entire spill site.



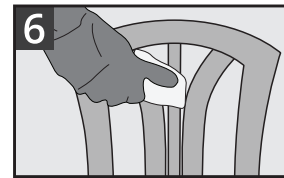
3 Use scraper to push all waste into the dustpan box. Discard scraper in trash bag.



4 Thoroughly respray entire spill site. Wait 30 seconds.

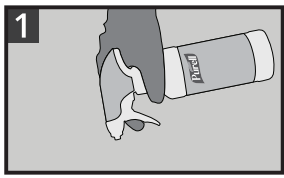


5 Use Mop Pad #1 to push any remaining waste into the dustpan box. Discard. Use handles to lift from floor and dispose in trash bag.

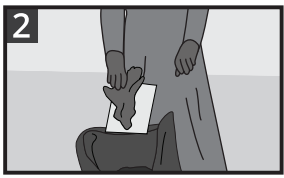


6 If any uneven hard surfaces have spill splatter, pour PURELL® Foodservice Surface Sanitizer on the enclosed towels and clean.

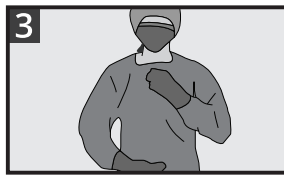
FINISH



1 Finally, use ALL remaining PURELL® Foodservice Surface Sanitizer and mop pad #2 to spread over entire spill site. Discard empty bottle and let area air dry.



2 Put any remaining kit items in first bag. Place first bag inside second bag. Use drawstring to tie shut.



3 Remove shoe covers. Next, remove mask and hair cover. Discard in the second trash bag. Then, grasp front of gown with both hands.



4 Pull both hands forward, away from the body, to break open the gown neck loop and back ties.



5 Use the inside sleeves of the gown to remove gloves without contacting the contaminated side. Discard in second bag.



6 Seal second bag with drawstring and dispose in outside dumpster. Immediately use PURELL SINGLES™ Hand Sanitizer. Once back inside, wash hands thoroughly for 20 seconds.