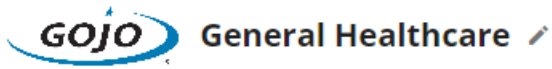


## New Customer Admin Dashboard

Easier access to Manage Facilities, Users



Address: One GOJO Plaza      City: Akron      State/Province: Ohio      Country: United States of America

### Facilities

NEW FACILITY

Facility	Devices	Actions	Active
<a href="#">Demo Business IMS</a>	0		<input checked="" type="checkbox"/>
<a href="#">Demo Business steve Test</a>	0		<input checked="" type="checkbox"/>
<a href="#">Demo Hospital AMS</a>	123		<input checked="" type="checkbox"/>
<a href="#">Demo Hospital IMS</a>	54		<input checked="" type="checkbox"/>

Rows per page: 10      1-10 of 14

Export a list of your facilities

### Users

NEW USER

Department	Name	Email	Role	Active	Actions
SMARTLINK	Alicia Holford2	holforda@SmartLinkQA.com	Customer Admin	<input checked="" type="checkbox"/>	
	Amy Gwynn	Gwynna@SmartLinkQA.com	Customer Admin	<input checked="" type="checkbox"/>	
	Barbara Houston	bhouston@SmartLinkQA.com	Customer Admin	<input checked="" type="checkbox"/>	
	Brian Lantz	blantz@SmartLinkQA.com	Customer Admin	<input checked="" type="checkbox"/>	

Rows per page: 10      1-10 of 186

Show Pending Users

Export a list of your users, includes last login information

Click to increase window size

New Facility Admin Dashboard

### Facility Hierarchy

Search EXPAND ALL

**ADD FLOOR**

- ▶ 1st Floor ...
- ▶ 2nd Floor ...

### Manage Shifts VIEW ALL >

Dispersers

**79**

VIEW ALL >

Soap Dispersers

**25**

VIEW ALL >

Sanitizer Dispersers

**54**

VIEW ALL >

Gateways

**10**

VIEW ALL >

Activity Counters

**35**

VIEW ALL >

Repeaters

**0**

VIEW ALL >

### Manage Devices

**ADD SHIFT** **EDIT SHIFTS**

Shift Name	Start Time	End Time	Delete
1ST	07:00 AM	03:00 PM	🗑️
2ND	03:00 PM	11:00 PM	🗑️
3RD	11:00 PM	07:00 AM	🗑️

Rows per page: All 1-3 of 3 < >

### OBV Job Roles

Search **NEW JOB ROLE**

Job Role	Active	Edit Name
Attending	<input checked="" type="checkbox"/>	✎
EVS	<input checked="" type="checkbox"/>	✎
Head Nurse	<input checked="" type="checkbox"/>	✎
House Staff	<input checked="" type="checkbox"/>	✎

Rows per page: 10 1-7 of 7 < >

- GENERAL HEALTHCARE
- DEMO HOSPITAL AMS
- BASIC INFORMATION
- REPORT SETTINGS**
- OBV APP SETTINGS
- SERVICE ALERT SETTINGS

### Report Settings

Some facilities prefer graphs and reports to display with fixed scaling of 0%-100%. Select the following option to fix the Y-Axis to be 0%-100% and prevent the performance rate from exceeding 100%.

Fix Y-Axis Scale and Maximum Performance to 100

### AMS Reports

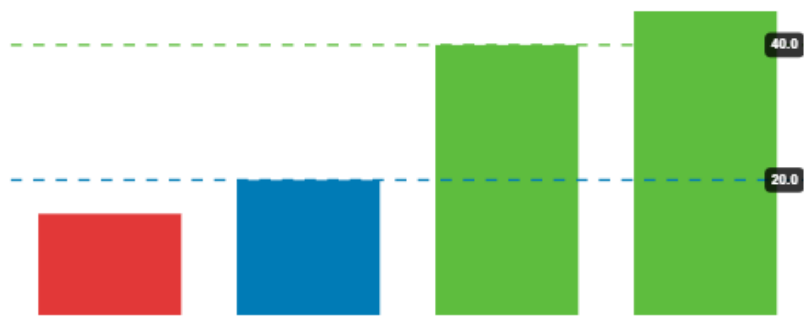
Some facilities only need to record when someone leaves a room, or outbound opportunities. Select the following option if you wish for your entire facility to operate and report this way.

Record Only Outbound Opportunities

Opportunity Offset \_\_\_\_\_

### Performance Thresholds

■ Below Baseline ■ Baseline ■ Goal



Indicator 1\*  
Below Baseline  
14 / 30

Indicator 2\*  
Baseline  
8 / 30

Indicator 3\*  
Goal  
4 / 30

**ADD INDICATOR**

**New Report Settings Capability!**

AMS Reports.

Performance Thresholds.

Add additional indicators that will show on AMS Reports and Report Subscriptions.

Change the colors for each indicator.

Can be applied to the whole Facility or each individual unit.

Unit thresholds can be managed under Facility Hierarchy

**Facility Hierarchy**

Search \_\_\_\_\_ EXPAND ALL

**ADD FLOOR**

- ER
- 2nd Floor
  - AMS\_Cardiac Stepdown
  - AMS\_Oncology
  - Med/Surg
  - Perinatal Unit & Intra Brain Care

⋮

⋮

⋮

⋮

⋮

⋮

⋮

✎ Edit Name

➕ Add Room

🔗 Unit Thresholds



PERFORMANCE HISTORY PERFORMANCE BAR GRAPH PERFORMANCE SUMMARY ROOM LEVEL METRICS DISPENSER EVENTS DEVICE METRICS SHIFT COMPARISON

FACILITY  
Demo Hospital AMS

[EDIT FILTERS](#)
[SAVE REPORT LINK](#)
[EXPORT](#)
[REFRESH REPORT](#)

**Shifts** All 24 Hours  
**Locations** All Selected  
**Timeframe** Last 7 Days | 11/5/2022 12:00 AM - 11/12/2022 3:22 PM EST

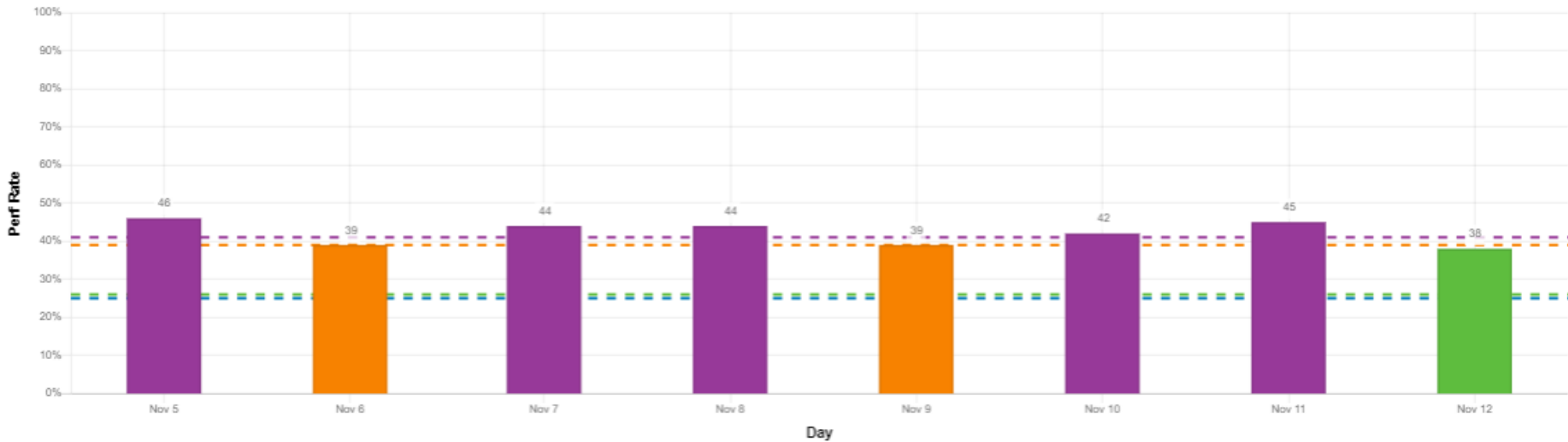
[EXPAND LOCATION DETAILS](#)

**New Report Settings Capability!**  
Performance Thresholds get applied to AMS reports and report subscriptions

**1,084** Events  
**2,583** Opportunities  
**42.0%** Performance Rate

Facility Thresholds

■ Below Baseline 
 ■ Baseline (25%) 
 ■ Goal 1 (26%) 
 ■ Goal 2 (39%) 
 ■ Goal 3 (41%)



Unit Thresholds: ■ Goal (54%) ■ Below Baseline ■ Baseline (32%)

Unit	Mon	Tue	Wed	Thu	Fri	Sat	Sun	Mon	Perf Rate
9 West	45.5%	47.3%	48.2%	51.1%	46.2%	44.9%	42.3%	51.1%	46.8%